

# Powerwall 3

Power Everything



Energy

**Powerwall 3** is a fully integrated solar and battery system designed to accelerate the world's transition to sustainable energy. Powerwall 3 can store solar or grid energy for later use when the sun goes down or when the electricity prices are high; lowering their electricity bills, reducing their reliance on the grid, and power their homes during a grid outage. Once installed, customers can manage their home energy system using the Tesla App and customize system behavior to meet their energy goals.

Powerwall 3 has the ability to store up to 13,5 kWh of energy and start heavy loads rated up to 185 A LRA, meaning a single Powerwall 3 can support the power needs of most homes. Powerwall 3 is designed for fast and efficient installation and modular system expansion. With multiple Powerwall 3 units and/or **Expansions**, it is easier and more affordable to scale up customers' systems to provide 44 kW AC of continuous power and to store up to 94,5 kWh of energy.



# Powerwall 3 Technical Specifications

## System Technical Specifications

Model Number	1707000-xx-y									
Nominal Grid Voltage (Input & Output)	230 VAC									
Grid Type	Single phase									
Frequency	50 Hz									
Nominal Battery Energy <sup>1</sup>	13,5 kWh AC									
Nominal AC Output Power at 230 V (kW) <sup>2</sup>	4	4,6	5	6	7	8	9	10	11,04	
Maximum Apparent Power (kVA)	4	4,6	5	6	7	8	9	10	11,04	
Maximum Continuous Current (A)	17,4	20	21,7	26,1	30,4	34,8	39,1	43,5	48	
Overcurrent Protection Device (A)	25	25	32	32	40	50	50	63	63	
Maximum Continuous Charge Power (Powerwall 3 only)	AC	Configurable up to 5 kW								
	DC	5 kW								
Maximum Continuous Charge Power (Powerwall 3 with up to (3) Expansions)	AC	Configurable up to 5 kW								
	DC	5 kW								
Output Power Factor Rating	0 - 1 (Grid Code configurable)									
Maximum Output Fault Current (1 s)	160 A									
Maximum Short-Circuit Current Rating	10 kA									
Load Start Capability	185 A LRA (Locked Rotor Amps)									
Solar to Battery to Home/Grid Efficiency <sup>1,3</sup>	89%									
Solar to Home/Grid Efficiency <sup>4</sup>	97,5%									
Power Scalability	Up to 4 Powerwall 3 units supported									
Energy Scalability	Up to 3 Expansion units (for a maximum total of 7 units)									
Supported Islanding Device	Backup Gateway 2									
Connectivity	Wi-Fi (2,4 and 5 GHz), Ethernet, Cellular (LTE/4G <sup>5</sup> )									
Hardware Interface	Dry contact relay 60V 2A, Rapid Shutdown (RSD) certified switch and 2-pin connector, RS485 connector for <a href="#">Tesla Remote Meter</a>									
AC Metering Accuracy	+/- 0,5%									
Protections	Integrated arc fault circuit interrupter (AFCI), Isolation Monitor Interrupter (IMI), Integrated DC Isolator									
Customer Interface	Tesla Mobile App									
Warranty <sup>6</sup>	10 years									

<sup>1</sup> Values provided for 25°C (77°F), at beginning of life. 3,3 kW charge/discharge power.

<sup>2</sup> Powerwall 3 can output up to 15,4 kW AC power at 64 A and 240 V.

<sup>3</sup> Typical use case with energy produced by PV and stored in battery and then released to loads or the grid.

<sup>4</sup> Tested using CEC weighted efficiency methodology.

<sup>5</sup> The customer is expected to provide internet connectivity for Powerwall 3; cellular should not be used as the primary mode of connectivity. Cellular connectivity subject to network operator service coverage and signal strength.

<sup>6</sup> Powerwall 3 must be reliably connected to the internet to secure the full 10-year warranty.

# Powerwall 3 Technical Specifications

## Solar Technical Specifications

Maximum Solar STC Input	20 kW
Withstand Voltage	600 V DC
PV DC Input Voltage Range	60 — 550 V DC
PV DC MPPT Voltage Range	60 — 480 V DC
MPPTs	3
Maximum Current per MPPT ( $I_{mp}$ )	26 A
Maximum Short Circuit Current per MPPT ( $I_{sc}$ )	30 A

## Environmental Specifications

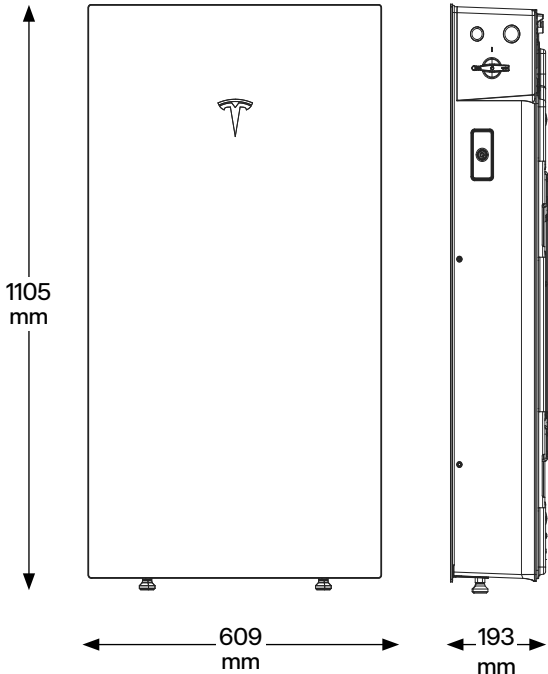
Operating Temperature <sup>7</sup>	-20°C to 50°C
Operating Humidity (RH)	Up to 100%, condensing
Storage Temperature	-20°C to 30°C, up to 95% RH, non-condensing, State of Energy (SOE): 25% initial
Maximum Elevation	2000 m
Environment	Indoor and outdoor rated
Enclosure Rating	IP55
Ingress Rating	IP67 (Battery & Power Electronics) IP55 (Wiring Compartment)
Pollution Rating	PD3
Operating Noise @ 1 m	< 50 db(A) typical, < 62 db(A) maximum

## Compliance Information

Certifications	IEC 61000-6-1:2016, IEC 61000-6-3:2020, IEC 62477-1:2022, IEC 62109-1:2010, IEC 62109-2:2011, IEC 62933-5-2:2020, IEC 62619:2022, UL 9540A, UN 38.3, Radio Equipment Directive 2014/53/EU, EN 50549-1 2019 + A1: 2023, EN 50549-10:2022
Environmental	RoHS Directive 2011/65/EU, REACH Regulation EC 1907/2006
Grid Connection	Single phase
Emissions	FCC Part 15 Class B, ICES 003
Seismic	AC156, IEEE 693-2005 (high)
Fire Testing	Meets the unit level performance criteria of UL 9540A

## Mechanical Specifications

Dimensions	1105 x 609 x 193 mm
Weight	130 kg
Mounting Options	Floor or wall mount



<sup>7</sup> Powerwall 3 is designed to operate in all climates and in direct sunlight, from temperatures of -20°C to 50°C. Performance may be de-rated at operating temperatures above 40°C.

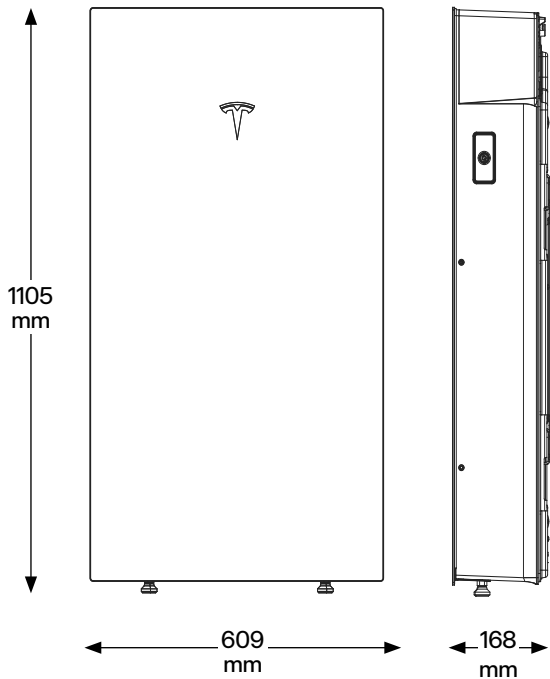
# Powerwall 3 Expansion Technical Specifications

Battery Specifications	Model Number	1807000-xx-y
	Nominal Battery Energy	13,5 kWh
	Voltage Range <sup>1</sup>	52 - 92 V DC

Environmental Specifications	Operating Temperature <sup>2</sup>	-20°C to 50°C
	Operating Humidity (RH)	Up to 100%, condensing
	Storage Temperature	-20°C to 30°C, up to 95% RH, non-condensing, State of Energy (SOE): 25% initial
	Maximum Elevation	2000 m
	Environment	Indoor and outdoor rated
	Ingress Rating	IP67
	Pollution Rating	PD3

Compliance Information	Certifications	IEC 62619, IEC 62933-5-2, IEC 61000-6-1:2016, EN IEC 61000-6-3: 2020
------------------------	----------------	--

Mechanical Specifications	Dimensions <sup>3</sup>	1105 x 609 x 168 mm		
	Total Weight	118,5 kg (wall-mounted unit with glass front cover and bracket)		
	Weight of Expansion Unit	110 kg (without glass front cover and bracket)		
	Mounting Options	Floor or wall mount		
	Stacking Capability	Up to (3) Expansion units behind a Powerwall 3 (floor mount only)		
	Compatibility	Only with Powerwall 3		
	Connection to Powerwall 3 or Expansions	Expansion harness		
Expansion Harness Options		0,5 m	2 m	4 m



<sup>1</sup>Powerwall 3 Expansion units are connected in parallel and are not field serviceable.

<sup>2</sup>Performance may be de-rated at operating temperatures above 40°C.

<sup>3</sup>These dimensions include the glass front cover being installed on the Expansion unit.

# Backup Gateway 2 Specifications\*

Backup Gateway 2 is required for installing Powerwall 3 in backup configuration. It provides energy management and monitoring for solar self-consumption, time-based control, and backup operation. It detects power outages and disconnects Powerwall 3 from the grid to prevent backfeed and provide quick backup power. For the recommended backup configurations, see "Powerwall 3 Backup Example System Configurations" on page 6.

\*Powerwall 3 can be installed in non-backup configuration. For this configuration, Backup Gateway 2 is **not** required. For the recommended non-backup configurations, see "Powerwall 3 Non Backup Example System Configurations" on page 8.

## Electrical Specifications

AC Voltage (Nominal) <sup>1</sup>	230 V (Line-to-Neutral) 400 V (Line-to-Line)
Feed-In Type	Single phase, Three phase
Grid Frequency	50-60 Hz
Maximum Overcurrent Protection Device	100 A (single-phase service) 80 A (2- and 3-phase service)
Maximum Input Short Circuit Current	10 kA
Overvoltage Category	Category III
AC Metering Accuracy	+/- 0,2 %
Compatible Earthing Systems <sup>2</sup>	TN or TT networks
Distribution boards intended to be operated by ordinary persons (DBO) Type	Type B

## Environmental Specifications

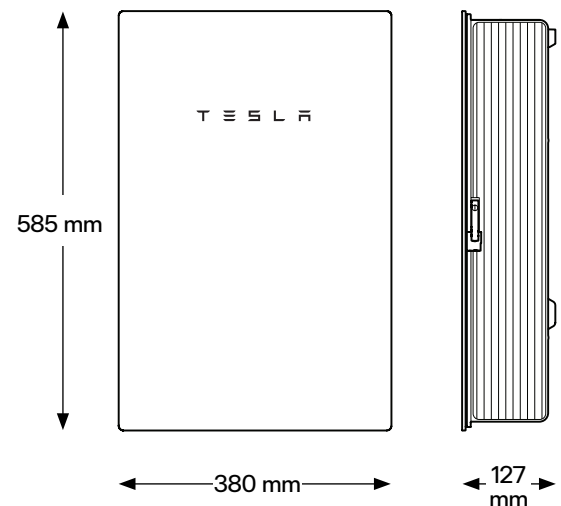
Operating Temperature <sup>3</sup>	-20°C to 50°C
Operating Humidity (RH)	Up to 100%, condensing
Maximum Altitude	3000 m
Ingress Rating	IP55
Environmental Category	Outdoor rated
Wet Location Rating	Yes
Pollution Degree	PD2

## Compliance Information

Safety	IEC 61439-1, IEC 61439-3
Environmental	ROHS DIRECTIVE 2011/65/EU WEEE Directive 2012/19/EU Battery Directive 2006/66/EC REACH Regulation EC 1907/2006

## Mechanical Specifications

Dimensions	585 x 380 x 127 mm
Weight	11,4 kg
Breaker Space (DIN rail)	Up to 9 single pole breakers
Mounting Options	Wall mount



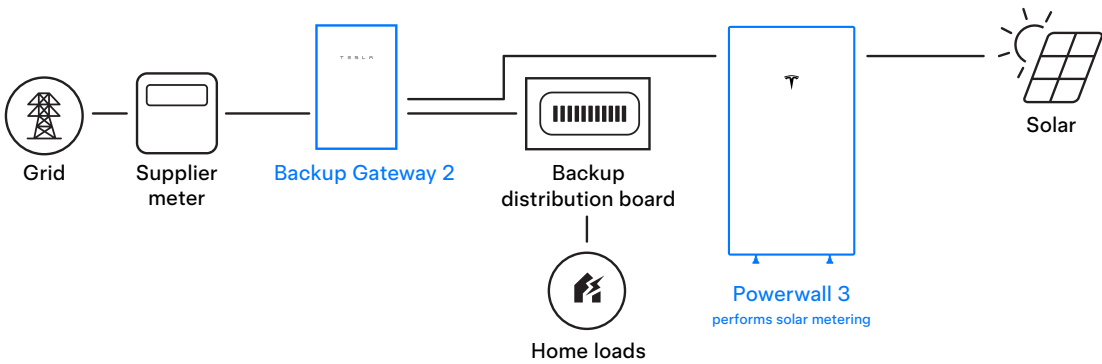
<sup>1</sup> 230 V (Line-to-Line) is not a supported three-phase configuration.

<sup>2</sup> TT earthing networks supported for Gateways with part number 1152100-13-H and higher.

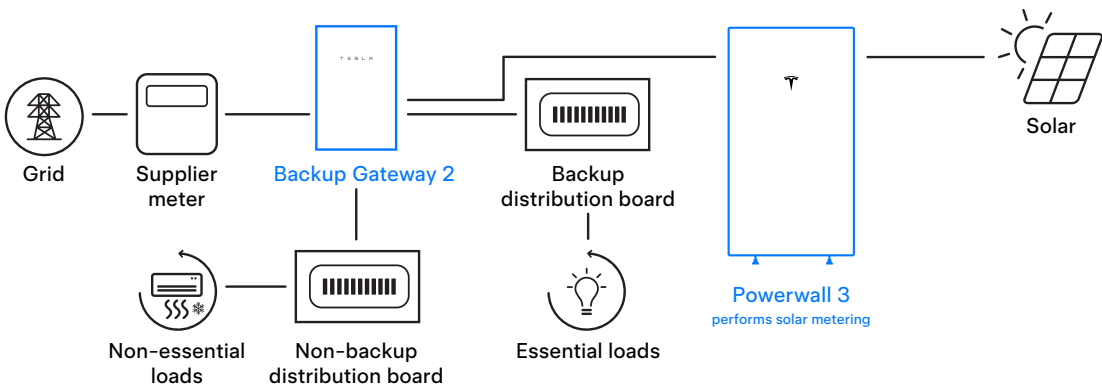
<sup>3</sup> Performance may be de-rated in extreme ambient temperatures.

# Powerwall 3 Backup Example System Configurations

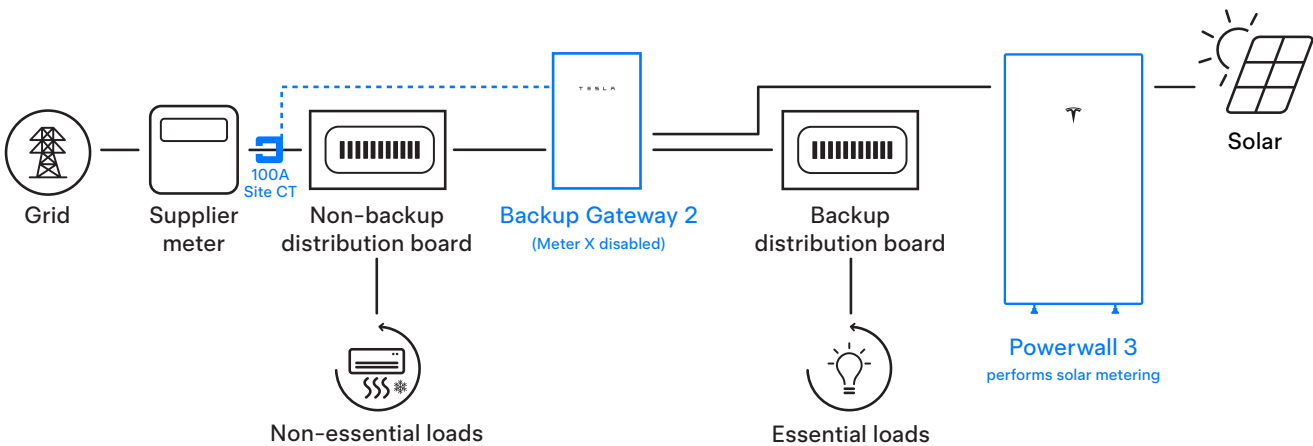
## Whole Home Backup



## Partial Home Backup with Loads Downstream of Backup Gateway 2



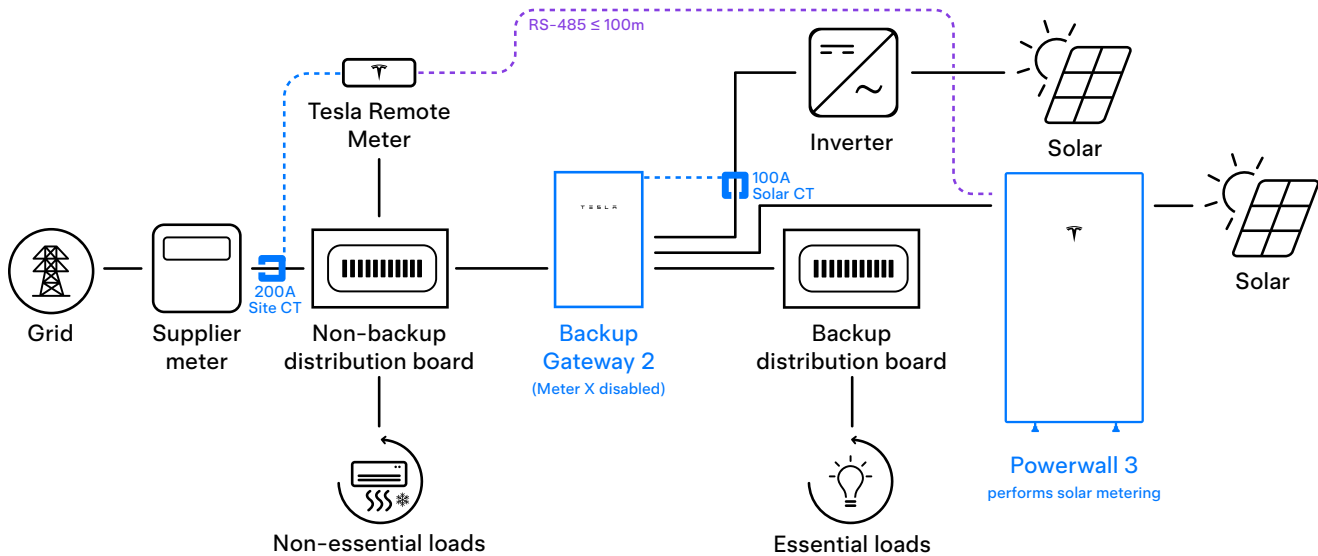
## Partial Home Backup with Loads Upstream of Backup Gateway 2



# Powerwall 3 Backup Example System Configurations

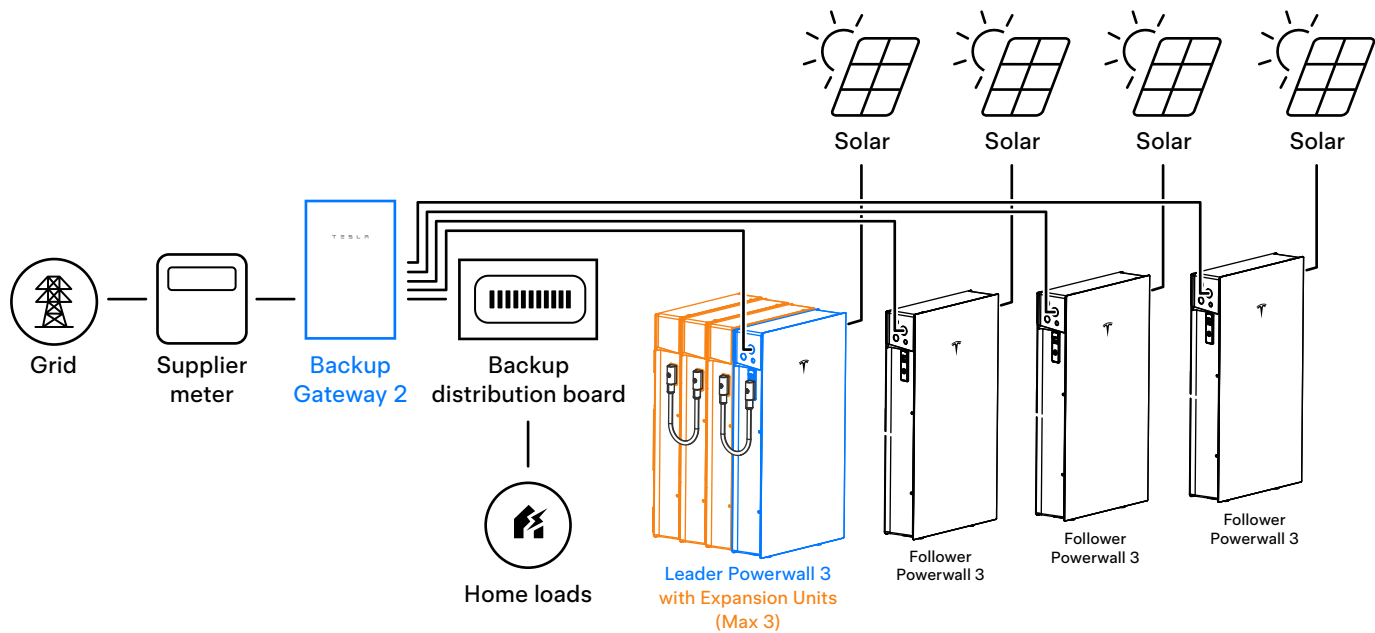
## Partial Home Backup with Loads Upstream of Backup Gateway 2 and AC Coupled Solar

**Note:** For Tesla Remote Meter specifications, see [Tesla Remote Meter Datasheet](#).



## Multi-Powerwall 3 System with up to (4) Powerwall 3 Units and up to (3) Expansion Units

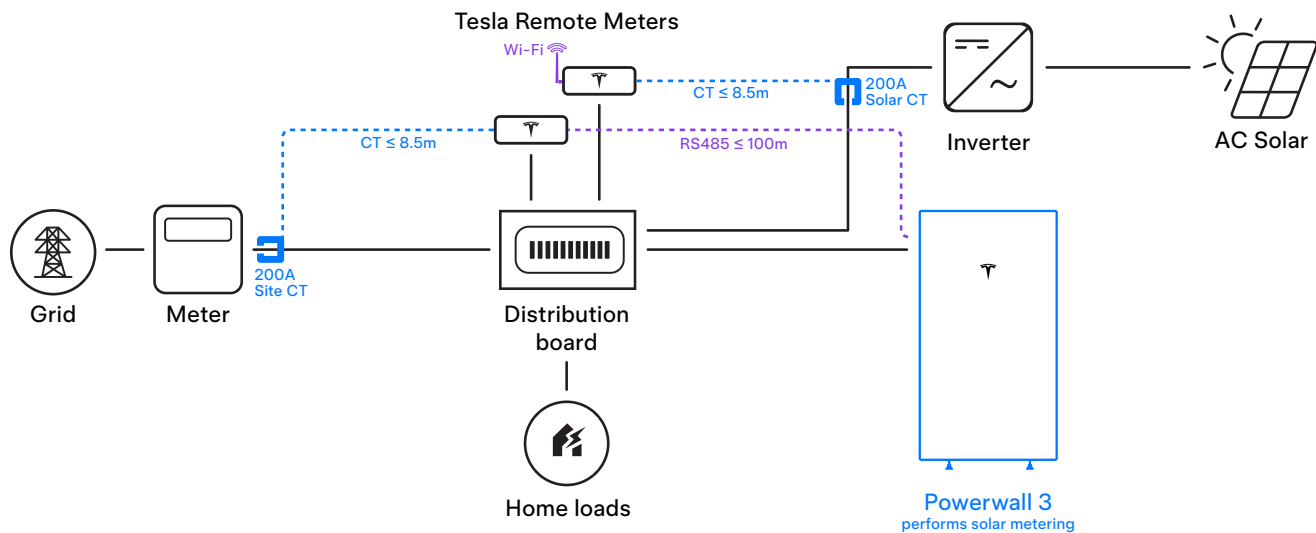
**Note:** This is the current maximum system size and is supported on all of the above backup system configuration examples.



# Powerwall 3 Non Backup Example System Configurations

## Single Powerwall 3 with AC Coupled Solar

**Note:** For Tesla Remote Meter specifications, see [Tesla Remote Meter Datasheet](#).



## Multi-Powerwall 3 System with up to (4) Powerwall 3 Units and up to (3) Expansion Units

**Note:** This is the current maximum system size and is supported on the above non-backup system configuration example.

