

ISOMETRIC

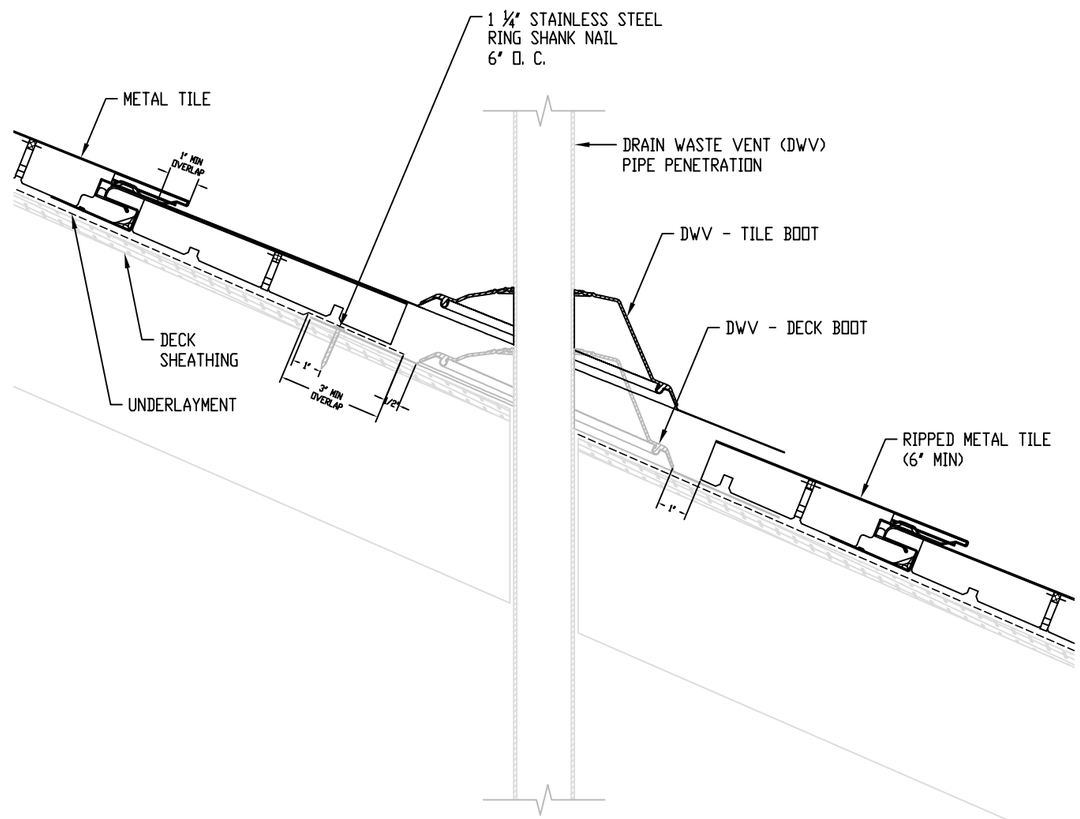

SECTION A-A

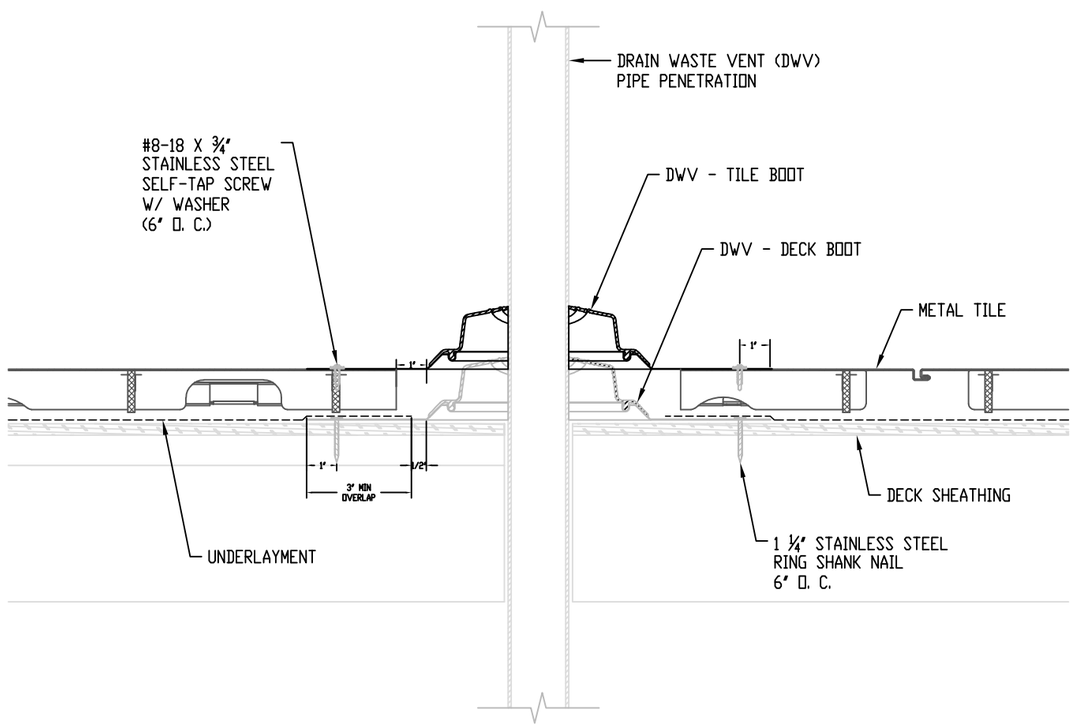

SECTION B-B

NOTES

1. DETAIL TO BE USED IN CONJUNCTION WITH TESLA GENERAL REQUIREMENTS, APPLICATION METHODS AND APPROVED DETAILS.
2. FASTENING OF DWV- DECK BOOT OCCURS ON THE FLANGE, ALONG TOP AND SIDES. DECK BOOT IS FASTENED EVERY 6-INCHES. DO NOT FASTEN AT THE BOTTOM SECTION OF FLANGE.
3. FASTENING OF DWV - TILE BOOT OCCURS ON THE FLANGE, ALONG TOP AND SIDES. TILE BOOT IS FASTENED EVERY 6-INCHES. DO NOT FASTEN AT THE BOTTOM SECTION OF FLASHING.
4. THE UPPER FLANGE OF THE TILE BOOT IS TYPICALLY TUCKED BELOW THE NEXT TILE COURSE UPROOF AND IS FIELD CUT TO SIZE. ENSURE 1" MIN OVERLAP BETWEEN SOLAR ROOF TILE AND UPPER FLANGE.

TESLA

THIS DRAWING IS AN INSTRUMENT OF SERVICE AND IS PROVIDED FOR INFORMATIONAL USE ONLY. USAGE OF THIS DRAWING IS GOVERNED BY THE TERMS OF SERVICE FOR TESLA DETAIL. PLEASE CONSULT THESE TERMS OF SERVICE PRIOR TO UTILIZING THIS DRAWING. THIS DRAWING IS NOT TO BE USED OR RELIED UPON BY ANYONE AS A SUBSTITUTE FOR PROFESSIONAL ENGINEERING DESIGN AND DOCUMENTATION REQUIRED BY BUILDING CODE, CONTRACT, OR APPLICABLE LAW.

TITLE

DWV PIPE PENETRATION

DRAWING NUMBER	REVISION	SCALE	DWN	CHK	ISSUE DATE
2071176-00-A	1	1:5	JM	TR	2023-04-17